

## Georgia Student Health Survey II



Marilyn Watson  
Georgia Department of Education  
Suparna Bagchi, MPH  
Georgia Division of Public Health

---

---

---

---

---

---

---

---

## Title IV Part-A, Safe and Drug-Free Schools and Communities

### Purpose:

- Primary vehicle of the Federal government for reducing drug, alcohol and tobacco use, and violence, through school drug and violence prevention, early intervention, and education in elementary and secondary schools.
- Federal funding stream is intended to help schools create safe and drug-free environments that support student academic achievement.

---

---

---

---

---

---

---

---

## Title IV Part-A, Safe and Drug-Free Schools and Communities

- 1986-First authorization as Drug-Free Schools and Community Act (DFSCA)
- 1994-Reauthorization as Safe and Drug-Free Schools and Community Act (SDFSCA)
- 1998-Publication of the SDFS Principles of Effectiveness that require schools to conduct on-going needs assessment of drug and violence problems, establish measurable goals, implement research-based programs, include parent involvement and assess progress toward meeting goals to improve program accountability
- 2001-Reauthorized as Title IV Part-A, Safe and Drug-Free Schools and Communities (SDFSC) part of No Child Left Behind Act of 2001(NCLB)

---

---

---

---

---

---

---

---

## Title IV, Part-A Safe and Drug-Free Schools and Communities

Georgia Student Health Survey II (GSHS II):

• **Purpose**

- Identifies safety and health issues that negatively impact student achievement
- Allows schools and school districts to develop and implement prevention and intervention strategies to specific issues identified

---

---

---

---

---

---

---

---

## Georgia Student Health Survey II

**Other Purposes:**

- Specific data requirements from United States Education Department–Office of Safe and Drug-Free Schools (US ED) for SEA reporting
- Mandate for Local Educational Agencies (LEAs) to have ongoing assessment (Principles of Effectiveness)
- Evaluation tool
- Response to budget cuts

---

---

---

---

---

---

---

---

## Georgia Student Health Survey II (GSHS II)

**Development of Questionnaires:**

- Two questionnaires created by the Georgia Department of Education (GaDOE) (high school and middle school version)
- Anonymous, self administered
- Time-frame determined by individual schools
- On-line survey: predominantly administered in computer labs
- Pre-determined URL address for each school
- Assistance by the Safe and Drug-Free Schools Coordinators
- Given to all students in grades 6, 8, 10, and 12
- Only takes about 20 minutes of student time to complete

---

---

---

---

---

---

---

---

## Georgia Student Health Survey II

- Covers variety of topics such as school climate, alcohol and drug use, nutrition and dietary behaviors, graduation, dropping out of school, suicide and self-harm, use of unsupervised time, binge drinking, character education, etc.
- Additionally, high school questionnaire tested student's knowledge of Georgia's driving laws for new drivers
- 113 items for middle school; 120 items for high school
- Validity check questions included
- Administered annually in October
- Baseline data collected in the fall of 2007

---

---

---

---

---

---

---

---

## Georgia Student Health Survey II

### Response Rate:

- Fall of 2008 administration 239,050 surveys were validated and analyzed
- Data reported at the school level, school system level and state level
- Fall of 2008 administration over 800 schools participated (over 90%)
- Fall of 2008 administration over 169 school districts participated (over 93%)
- Data analysis done by the Georgia Division of Public Health

---

---

---

---

---

---

---

---

## Demographics of Respondents

Female	51%
Male	49%

White	50%
Black	35%
Hispanic	8%
Asian	3%
Other	5%

---

---

---

---

---

---

---

---

Survey Highlights

---

---

---

---

---

---

---

---

School Climate

Like school	79%
Feel successful at school	89%
School has high achievement standards	85%
School sets clear behavior rules	87%
Know what to do in emergency	90%

---

---

---

---

---

---

---

---

School Climate

Teachers treat me with respect	79%
Class behaviors allow teacher to teach	73%
Students recognized for good behavior	65%
Counselor is helpful	85%
Know adult at school can talk to	76%

---

---

---

---

---

---

---

---

## School Safety

Feel safe at school	74%
Bullied at school (past 30 days)	16%
Picked on / teased at school (past 30 days)	34%
Participated in gang activity (past 30 days)	5%
Brought weapon to school (past 30 days)	3%

---

---

---

---

---

---

---

---

## School Safety

Have been offered, given, or sold drugs on school property (past 12 months)	13%
Have instant messaged people I don't know	27%

---

---

---

---

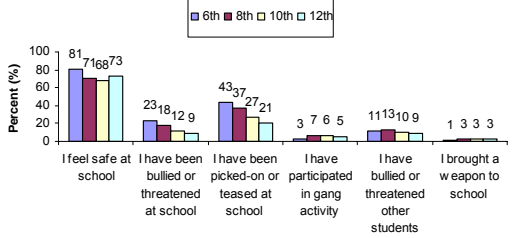
---

---

---

---

**School Safety, By Grade**




---

---

---

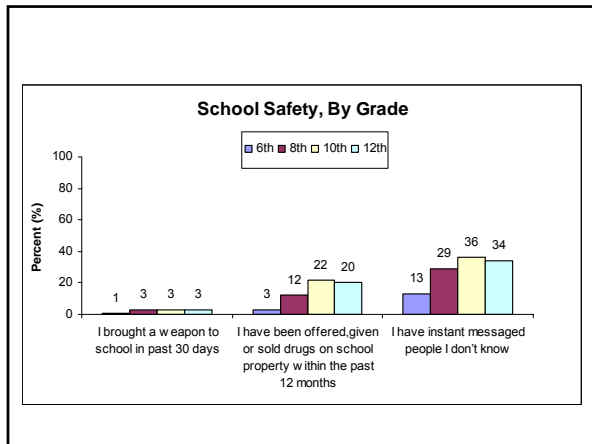
---

---

---

---

---




---

---

---

---

---

---

---

---

---

---

### Graduation

Know who graduation coach is	36%
Have contacted graduation coach	15%
Received assistance from graduation coach	12%

---

---

---

---

---

---

---

---

---

---

### Dropping Out

Have thought about dropping out	25%
Reason, if were to drop out:	
Bored	34%
Family reasons	19%
Bullied	10%
Other	38%

---

---

---

---

---

---

---

---

---

---

Within the Past 30 Days  
I Have Used...

Alcohol	16%
Binge drinking	9%
Tobacco (smoking or chewing)	11%
Marijuana	7%
Other drugs	7%

---

---

---

---

---

---

---

---

I Started Using \_\_\_\_ When I Was...  
(Average)

Alcohol	13
Smoking tobacco	13
Chewing tobacco	13
Marijuana	14

---

---

---

---

---

---

---

---

I Think the Following are Harmful  
To My Health

Alcohol	80%
Tobacco (smoking or chewing)	90%
Marijuana	81%
Other drugs	91%

---

---

---

---

---

---

---

---

My Friends Would Disapprove  
if I Used...

Alcohol	62%
Tobacco (smoking or chewing)	70%
Marijuana	71%
Other drugs	78%

---

---

---

---

---

---

---

---

It Is Easy To Get...

Alcohol	49%
Cigarettes	47%
Chewing tobacco	40%
Marijuana	38%

---

---

---

---

---

---

---

---

Where Friends Usually Use Alcohol

Do not use	62%
At home	26%
At school	4%
In car	8%
At friend's house	28%
Other	19%

---

---

---

---

---

---

---

---

Where Friends Usually Use  
Tobacco

Do not use	70%
At home	21%
At school	10%
In car	15%
At friend's house	20%
Other	18%

---

---

---

---

---

---

---

---

Where Friends Usually Use  
Marijuana

Do not use	73%
At home	18%
At school	6%
In car	12%
At friend's house	20%
Other	16%

---

---

---

---

---

---

---

---

Where Friends Usually Use  
Other Drugs

Do not use	83%
At home	10%
At school	5%
In car	6%
At friend's house	11%
Other	11%

---

---

---

---

---

---

---

---

### When Friends Usually Use Alcohol

Do not use	62%
On way to school	4%
During school	3%
On way home from school	5%
Weeknights	15%
Weekends	38%

---

---

---

---

---

---

---

---

### When Friends Usually Use Tobacco

Do not use	71%
On way to school	13%
During school	9%
On way home from school	5%
Weeknights	21%
Weekends	26%

---

---

---

---

---

---

---

---

### When Friends Usually Use Marijuana

Do not use	74%
On way to school	9%
During school	5%
On way home from school	10%
Weeknights	17%
Weekends	26%

---

---

---

---

---

---

---

---

### When Friends Usually Use Other Drugs

Do not use	85%
On way to school	5%
During school	4%
On way home from school	5%
Weeknights	9%
Weekends	15%

---

---

---

---

---

---

---

---

### Drinking and Driving

Drove while drinking	6%
Rode with driver who had been drinking	14%

---

---

---

---

---

---

---

---

### Suicide

Considered suicide (past 12 months)	9%
Attempted suicide (past 12 months)	5%

---

---

---

---

---

---

---

---

## Nutrition and Sedentary Behavior

School meals are healthy	50%
Eat ≥ 3 servings of dairy per day	76%
Eat ≥ 5 servings of fruit/veg per day	59%

---

---

---

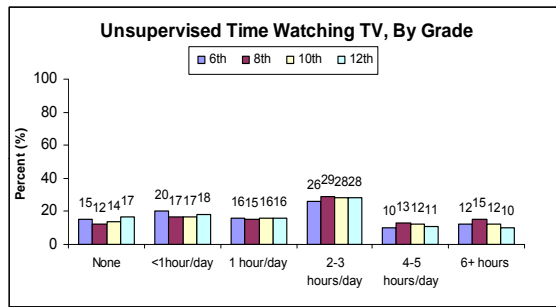
---

---

---

---

---




---

---

---

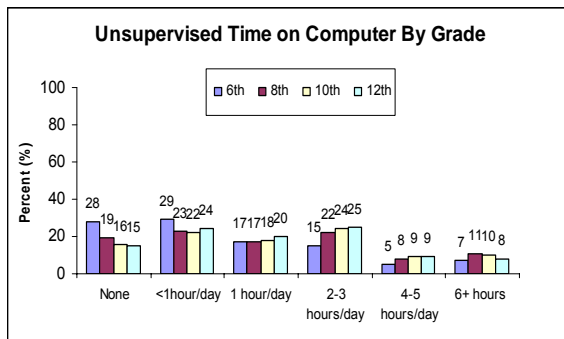
---

---

---

---

---




---

---

---

---

---

---

---

---

## Using Your Data

---

---

---

---

---

---

---

---

---

---

## Using Your Data

- School, School System, and State Reports at [http://www.doe.k12.ga.s/sia\\_titleiv.aspx](http://www.doe.k12.ga.s/sia_titleiv.aspx)
- County data at <http://www.health.state.ga.us/phchanges/healthfacts.asp>

---

---

---

---

---

---

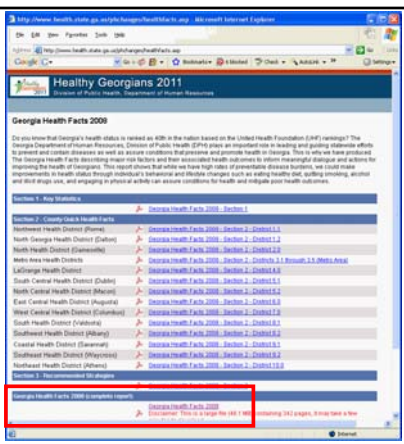
---

---

---

---

Click link to download Georgia Health Facts 2008 Report →



---

---

---

---

---

---

---

---

---

---



## Data Uses

- Use to educate on the link between health and educational attainment
- Use for grant applications
- Encourage students to view and use data
- Use in health curriculum at school

---

---

---

---

---

---

---

---

## Data Uses

- Look at data and identify any unusual disparities or trends
- Identify issues of interest to your schools or communities
- When opportunities arise, can reference the data to see where need is greatest  
→ Strategic resource allocation
- Track trends over time, measure progress

---

---

---

---

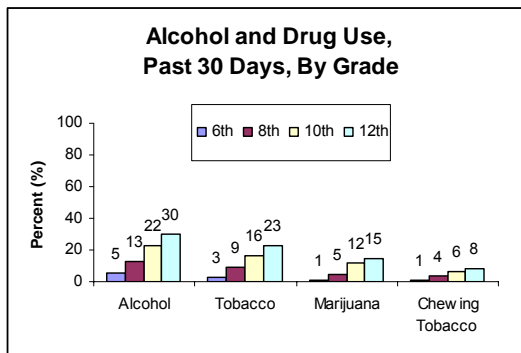
---

---

---

---

## Example



---

---

---

---

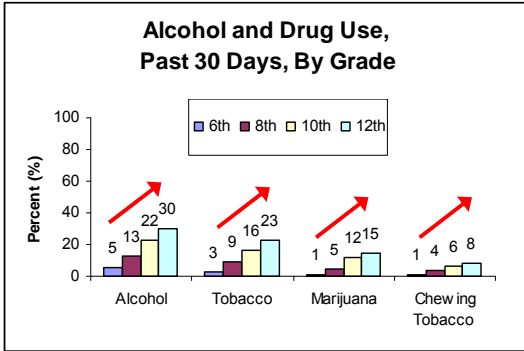
---

---

---

---

### Example




---

---

---

---

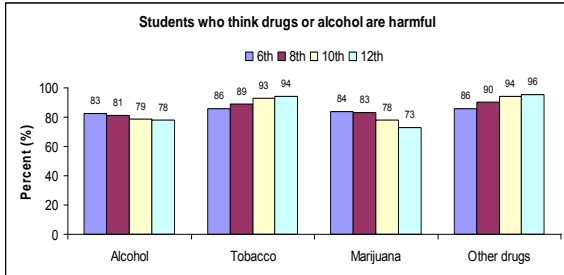
---

---

---

---

### Example




---

---

---

---

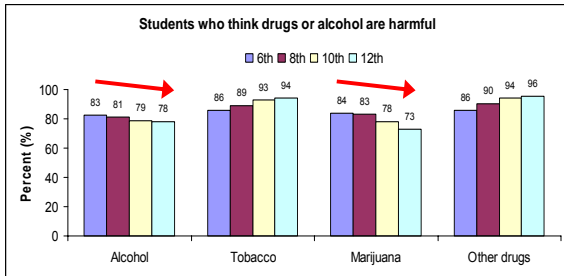
---

---

---

---

### Example




---

---

---

---

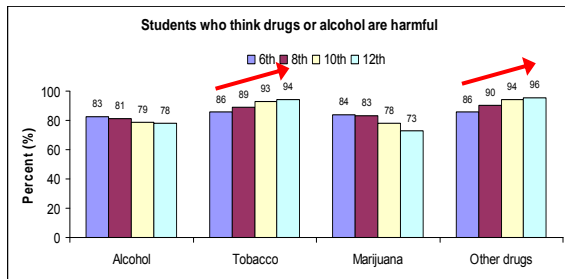
---

---

---

---

## Example



---

---

---

---

---

---

---

---

Thank you!

---

---

---

---

---

---

---

---